

Central Ohio Compact High School Graduate Higher Education Outcomes

Central Ohio Region



Central Ohio Compact

Introduction

The Central Ohio Compact, in partnership with Columbus State Community College and the Ohio Education Research Center, developed this research brief to provide school districts in Central Ohio with information about the higher education outcomes of their graduates. Each graph identifies graduates of Central Ohio school districts using the Ohio Department of Education's Education Management Information System (EMIS), matching those graduates with higher education enrollment and graduation data from the National Student Clearinghouse. National Student Clearinghouse includes current enrollment data for approximately 96% of students enrolled in postsecondary degree-granting institutions, public and private, throughout the United States. However, for the fall 2011 cohort, graduation information available through National Student Clearinghouse only covered 93% of students in degree-granting institutions, including 99% of students in public, 92% of students in private nonprofit, and only 53% of students in private for-profit institutions.¹

Higher Education Enrollment

This region-level report provides an aggregate look at Central Ohio's high school graduates by graduating cohort. Figure 1 below illustrates the number of graduates from Central Ohio high schools in 2011 (regardless of entering cohort), the number of those graduates that subsequently enrolled in higher education, as well as the number that earn two- and four-year degrees in the six years following high school graduation. Of Central Ohio high school graduates from the 2011 cohort, 55% enrolled in higher education in the first year after graduation. Figures 2 and 3 provide similar measures for graduating cohorts of 2012 and 2013, respectively. For comparison, 52% of the 2012 graduating cohort and 52% of the 2013 graduating cohort enrolled in higher education the first year after graduation.

Higher Education Persistence

Of the individuals enrolled in higher education in Year 1 following 2011 high school graduation, 86% were enrolled in Year 2. For comparison, 89% of the 2012 cohort persisted, and 91% of the 2013 cohort persisted. Further, of the 2011 cohort that enrolled in higher education in 2011-12, 8% earned a two-year degree by May 2017, while 42% earned a four-year degree. Six year graduation numbers for the 2012 and 2013 cohorts are not yet available.

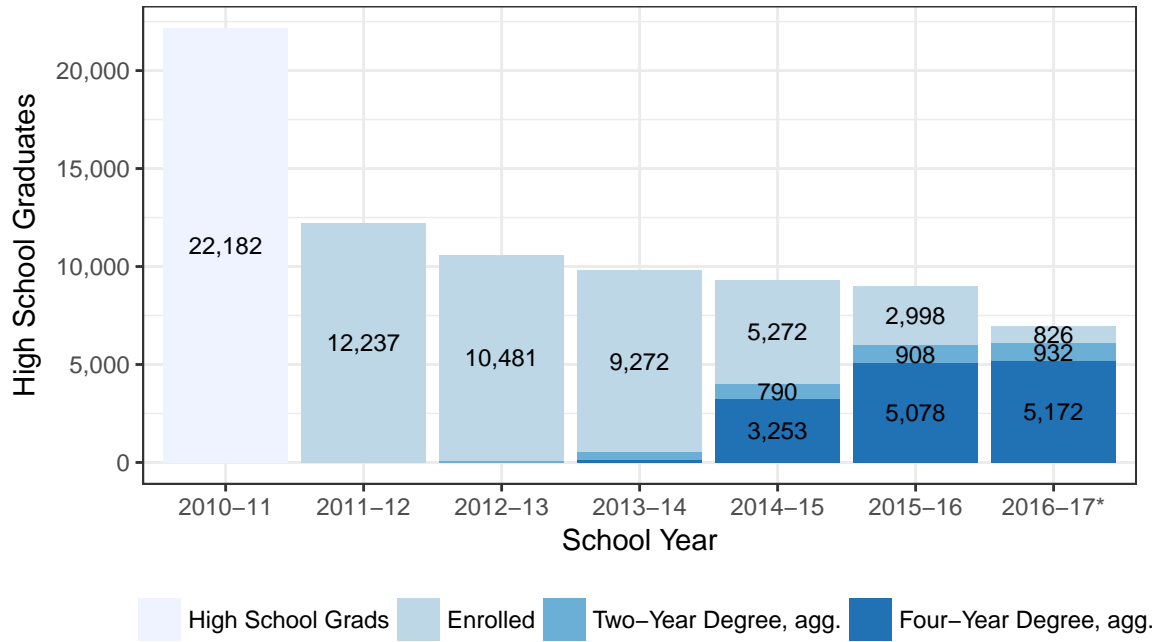
Associate's and Bachelor's Degrees

By May 2017, the sixth year following high school graduation, 4% of the 2011 cohort of high school graduates have earned a two-year degree and 23% earned a four-year degree.² Six year graduation numbers for the 2012 and 2013 cohorts are not yet available.

¹Shapiro, D., Dundar, A., Huie, F., Wakhungu, P.K., Yuan, X., Nathan, A. & Bhimdiwali, A. (2017, December). Completing College: A National View of Student Completion Rates - Fall 2011 Cohort (Signature Report No. 14). Herndon, VA: National Student Clearinghouse Research Center.

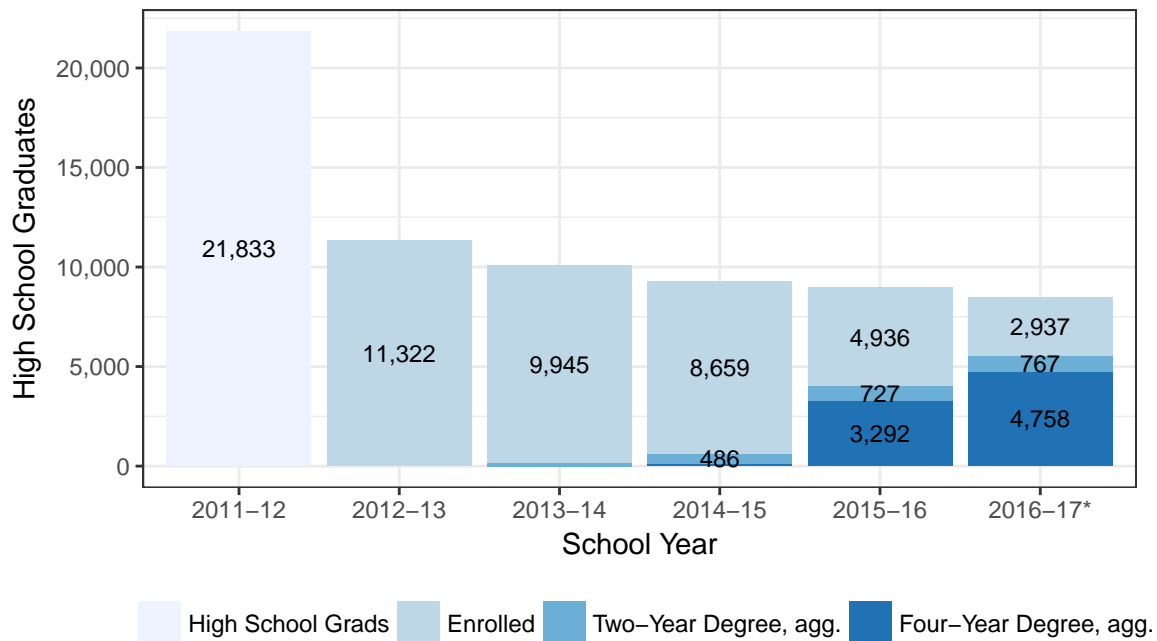
²In addition to the incomplete National Student Clearinghouse graduation data coverage identified in the Introduction, between three and four percent of individuals identified as completing a degree or certificate have no degree/certificate level information. We do not report those individuals as graduates here. As a result, graduation outcomes are slightly undercounted.

Figure 1: Higher Education Outcomes for Central Ohio High School Graduates, Class of 2011



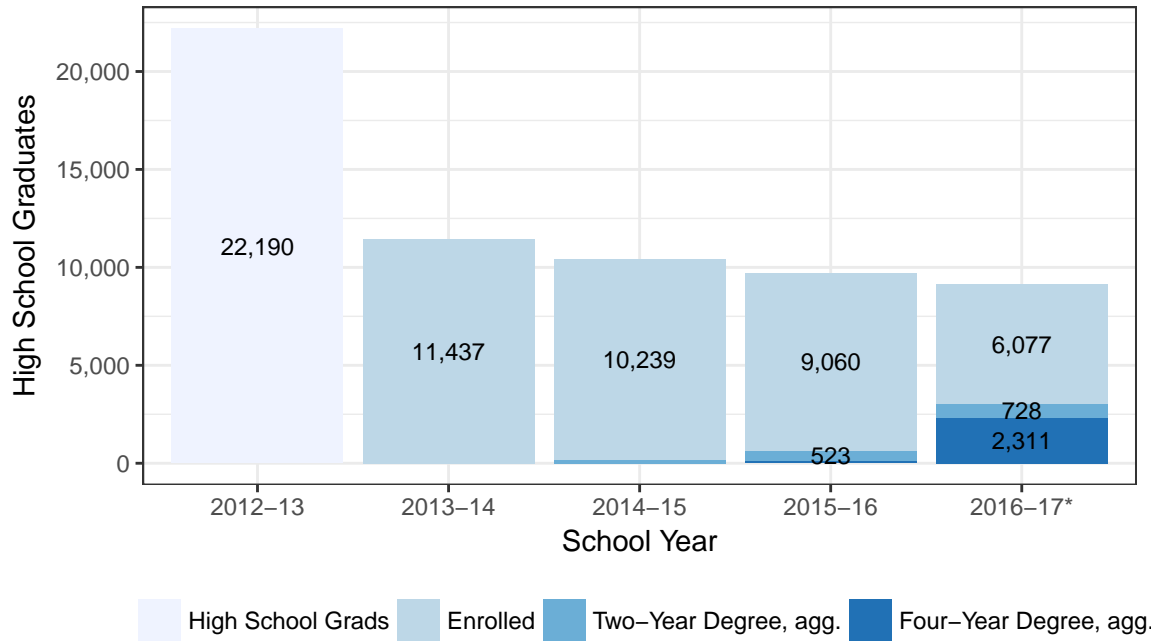
- National Student Clearinghouse data for 2016-17 only includes data reported through May 2017. Degrees reported in June or later in 2017 are not captured in these data.

Figure 2: Higher Education Outcomes for Central Ohio High School Graduates, Class of 2012



- National Student Clearinghouse data for 2016-17 only includes data reported through May 2017. Degrees reported in June or later in 2017 are not captured in these data.

Figure 3: Higher Education Outcomes for Central Ohio High School Graduates, Class of 2013



- National Student Clearinghouse data for 2016-17 only includes data reported through May 2017. Degrees reported in June or later in 2017 are not captured in these data.

Ohio Longitudinal Data Archive

Data for this analysis come from the Ohio Longitudinal Data Archive (OLDA), a project of the Ohio Education Research Center (oerc.osu.edu) that provides researchers with centralized access to administrative data. The OLDA is managed by CHRR at The Ohio State University (chrr.osu.edu) in collaboration with Ohio's state workforce and education agencies (ohioanalytics.gov), with those agencies providing oversight and funding. For information on OLDA sponsors, see <http://chrr.osu.edu/projects/ohio-longitudinal-data-archive>.